




**WELCOME  
TO YOUR NEW  
COMMUNITY**

**GET PREPARED:  
A GUIDE FOR  
INTERNATIONAL  
STUDENTS  
2018/2019**

**UNIVERSITY  
of GUELPH**

IMPROVE LIFE.





# Contents

---

## WELCOME

---

<b>HELLO INTERNATIONAL STUDENTS!</b>	<b>3</b>
--------------------------------------	----------

---

## ABOUT U OF G

---

<b>OFFICE OF INTERCULTURAL AFFAIRS</b>	<b>5</b>
Welcome Week & START International	6

---

<b>MAKING CONNECTIONS</b>	<b>6</b>
Campus Partners	9
Student Governments	10

---

<b>ACADEMICS &amp; COUNSELLING</b>	<b>11</b>
Registration	11
WebAdvisor	11
Course Calendar	11
Choosing Courses	11
Undergraduate Program Counsellors	12
Graduate Program Coordinators and Assistants	12

---

## COMING TO CANADA

---

<b>DOCUMENTATION FOR STUDY IN CANADA</b>	<b>15</b>
Studying in Ontario	15
Temporary Resident Visa (TRV)	15
Canadian Port of Entry Process	16
Spouses and Children of International Students	16
U.S. Visa	17
Booking a Flight	17

---

<b>U OF G AIRPORT SHUTTLE</b>	<b>17</b>
Other Ways of Getting To U of G	17

---

## GETTING AROUND

---

<b>GETTING AROUND IN GUELPH</b>	<b>19</b>
Guelph Transit	19
Taxis within Guelph	19

---

<b>DRIVING IN CANADA</b>	<b>20</b>
--------------------------	-----------

---

## LIFE

---

<b>YOUR FAMILY</b>	<b>22</b>
Registering Your Children in School	22
Child Care Services	22

---

---

<b>HEALTH INSURANCE</b>	<b>24</b>
University Health Insurance Plan (UHIP)	24
Student Health and Dental Plan	25

---

<b>HEALTH &amp; WELLNESS</b>	<b>26</b>
Student Health Services Clinic	26
Walk-In Clinics in Guelph	26
Urgent Care	27

---

<b>HOUSING</b>	<b>28</b>
Undergraduate Student On Campus Residence	28
Living in Residence	28
Graduate Student Residence	28
Family Housing	29
Off Campus Housing	29

---

## PHONE, MONEY & WORK

---

<b>ARRANGING A LOCAL PHONE NUMBER</b>	<b>31</b>
---------------------------------------	-----------

---

<b>FINANCES</b>	<b>33</b>
Currency in Canada	33
Transferring Funds to Canada	33
Estimated Costs in Canada	34
Banking in Canada	35
Additional Ways to Finance Your Study	35

---

<b>WORKING IN CANADA</b>	<b>37</b>
On Campus	37
Off Campus	37
Social Insurance Number (SIN)	37
Co-Op Work Permit	37

---

## YOUR NEW HOME

---

<b>DAILY LIFE</b>	<b>39</b>
Living in Canada	39
Weather	39

---

## CHECKLIST

---

<b>PLEASE REMEMBER</b>	<b>45</b>
Before You Arrive in Guelph	45

---

## DIRECTORY

---

<b>IMPORTANT CONTACT INFORMATION</b>	<b>44</b>
--------------------------------------	-----------


---

---

# EXPERIENCE GUELPH

The gateway to employability.

[experienceguelph.ca](http://experienceguelph.ca)




## Hello International Students!

Welcome to the University of Guelph. A few people wanted to say hello and welcome you to campus.

**Franco Vaccarino, President & Vice Chancellor**

I am delighted to welcome you to the University of Guelph. This is a rich and diverse place of learning and discovery, and I hope that you will make the most of being on this campus and in this city, province and country. Please take advantage of the many programs and opportunities available to you. I expect that you will also bring a new perspective to share with us. Best wishes for your studies at Guelph.



---

## Meet the OIA Team



**Megan Sager**  
Manager  
[sagerm@uoguelph.ca](mailto:sagerm@uoguelph.ca)  
519-824-4120 x 53954



**Yassin Sagnia**  
International Student Advisor  
[ysagnia@uoguelph.ca](mailto:ysagnia@uoguelph.ca)  
519-824-4120 x 58686



**Pugaleni Iynkaran**  
Coordinator,  
International Programs  
[iynkaran@uoguelph.ca](mailto:iynkaran@uoguelph.ca)  
519-824-4120 x 53636



**Cameron Litchmore**  
Coordinator, Cultural Diversity  
[clitchmo@uoguelph.ca](mailto:clitchmo@uoguelph.ca)  
519-824-4120 x 53681




**Amilah Baksh**  
Cultural Diversity Advisor  
[baksha@uoguelph.ca](mailto:baksha@uoguelph.ca)  
519-824-4120 x 54680




“The University does care about students in many aspects of life. The resources available has helped me develop to my fullest potential. Attending the University of Guelph is my best decision yet.”

PAMELA MOLINA, from Ecuador  
*Bachelor of Science: Molecular Biology and Genetics*



**ABOUT  
UNIVERSITY  
OF GUELPH**



## Office of Intercultural Affairs

The Office of Intercultural Affairs (OIA) in Student Life is here to support your individual transition needs and connect you to resources on and off campus. The OIA supports the development and learning needs of undergraduate and graduate international students, racially and ethnically diverse students, and students from different faith perspectives and world views while fostering cultural competency, leadership and community development within an intercultural context.

Although you may be looking forward to studying at Guelph and living in Canada, it can be challenging to leave your home, family and friends for a new community. The climate, culture and learning environment may all be quite foreign to you. You may experience culture shock among other challenges, but we are here to help you make your transition easier.

**International Student Connections** are the events and programs specifically for international students through the OIA, including free skill-building and intercultural competency workshops, volunteer opportunities, cultural excursions, and social activities throughout the year to help you meet new friends, learn new skills, and explore Canadian culture. We also have mentorship and social programs for new international students that last a semester or longer to help with cultural, academic, and language transition.

The **International Student Advisor (ISA)** is available to meet one on one with full degree undergraduate and graduate international students, new immigrants, and refugees. Common topics include adaptation challenges, housing, academic concerns, financial difficulties, culture shock and particularly for graduate students, challenges associated with faculty-student relationships. The ISA can also help you get involved on campus, connect with other students, and talk through any personal concerns you may face. Regardless of the nature of your visit, the ISA is always happy to see you and to provide guidance and support as needed.

Email Yassin Sagnia at [ysagnia@uoguelph.ca](mailto:ysagnia@uoguelph.ca)

In addition to our friendly and supportive OIA staff, you will be assigned an OIA Ambassador, an upper year student who has experience navigating campus resources, and they will provide tips and guidance to help make your first year successful and meaningful. You will get an email introduction the first week of class, and you can use your OIA Ambassador for support throughout your first year in Canada.

To learn about upcoming events, register for OIA activities and programs, and explore opportunities to get involved visit [gryphlife.uoguelph.ca/organization/OIA](http://gryphlife.uoguelph.ca/organization/OIA)

---

**To learn more about the programs offered by Student Life, visit [studentlife.uoguelph.ca](http://studentlife.uoguelph.ca)**

---

### **Add International Student Connections**

as one of your organizations on to get updates about events for international students. [gryphlife.ca](http://gryphlife.ca)

---

---

## Visit [STARTOnline.ca](http://STARTOnline.ca)

throughout the summer to connect with current U of G students and answer questions you may have about campus life.

---

## Welcome Week and START International

During this week, volunteers will be available for incoming undergraduate and graduate international students to take you to shopping, help you set up your cell phone and bank account, and to help with any other settlement and arrival needs you may have. Service Canada will also be available on campus, so you can apply for your Social Insurance Number (SIN). Come meet OIA staff at the International Student Welcome Desk in the UC to get a welcome pack and to get connected with volunteers.

Register for START International! This is a free three-day orientation program from **August 29 to August 31, 2018**, specifically for new full-degree undergraduate international, exchange, and out-of-country Canadians, students. This is an informative event that includes campus and city tours, sessions on what to expect in and out of the classroom, job seeking and healthcare information, ideas for financial management, opportunities to get involved, what to expect during Orientation Week, and more.

International graduate students are invited to attend various activities throughout Welcome Week, including arrival info sessions to learn about available resources and explore campus, social activities to help you meet upper year students and new friends, and to get help with any arrival questions you may have.

Airport pickup will be available for students arriving at Pearson International Airport (YYZ) and traveling to the main Guelph campus on **Tuesday, August 28, 2018**. Registration will be available in May 2018.

The full schedule of events will be emailed to your U of G Email address throughout the summer.

## Making Connections

**International Student Ambassadors** are upper year students who will act as a support person for you. This Ambassador will keep you informed about available events and opportunities within the international student community and beyond. You will receive an introductory email from your Ambassador early in the Fall semester.

The **Chroma Project** matches first year students with faculty and graduate student mentors who provide guidance and valuable academic advice throughout your first year. A past participant shared that “The Chroma Project has been the best decision I’ve made through my first year.” Learn more at [chromaproject.ca](http://chromaproject.ca)

The **Conversation Partners program** is for undergraduate and graduate students who wish to be paired with a student volunteer in order to practice and improve their spoken English. Pairs meet up for one to two hours a week or attend weekly Conversation Cafés, where they get the chance to connect with someone from another culture, learn about their culture and traditions, all while building conversational English skills.

---

## Sign up for Conversation Partners and the Chroma Project.

For more information visit [gryphlife.ca](http://gryphlife.ca) or email [ysagnia@uoguelph.ca](mailto:ysagnia@uoguelph.ca)

---





**STARTonTrack** is the home for all new students wanting to start University off on the right foot. You'll meet with one of our STARTonTrack Facilitators — awesome upper year students — to talk about how life is going, any challenges you're facing or goals that you might have. These conversations will help you to learn about on campus services and how to prepare for the rest of your university experience. To learn more or to sign up, email [ontrack@uoguelph.ca](mailto:ontrack@uoguelph.ca)

**The Multi-Faith Resource Team** is a group of leaders and representatives from a number of diverse faith communities that support students through programming that celebrates diversity, promotes understanding and fosters spiritual growth on campus. Learn more at [studentlife.uoguelph.ca/community/multi-faith/communities](http://studentlife.uoguelph.ca/community/multi-faith/communities)

### **CULTURAL DIVERSITY OFFICE**

Under the Office of Intercultural Affairs (OIA), the Cultural Diversity Office supports racially and ethnically diverse students through counseling and advisement offered by the Cultural Diversity Advisor, programs and events, support for cultural clubs and groups on campus, and connections between and among cultural groups in the City of Guelph and the campus community. Learn more at [gryphlife.uoguelph.ca/organization/cdo](http://gryphlife.uoguelph.ca/organization/cdo)

---

### **Add Cultural Diversity Office**

as one of your organizations on to get updates about events. [gryphlife.ca](http://gryphlife.ca)

---



## Campus Partners

### **CO-OPERATIVE EDUCATION & CAREER SERVICES**

Co-Operative Educational & Career Services (CECS) offer integrated services to all students and alumni contributing to their international and rewarding career journey.

CECS offers the following services for students:

- Drop-in sessions
- Resume critiques & mock interviews
- Employer job fairs where students meet prospective employers
- Job postings ([recruitguelph.ca](http://recruitguelph.ca))
- Employment workshops for international students (with the OIA)

### **INTERNATIONAL STUDENT ORGANIZATION**

The International Student Organization (ISO), your international student club, is a community of international students that provide peer-run social and transitional support. The ISO also hosts many events throughout the year to showcase diverse countries, foods and traditions. The ISO Lounge is located in University Centre room 535 and is used for both studying and relaxing. Be sure to stop by when you get to Guelph.

### **OFFICE OF GRADUATE AND POSTDOCTORAL STUDIES**

The Office of Graduate Studies manages a number of functions for graduate students including program admissions, course registration, orientation, approving and funding financial awards, mediating student/faculty member conflicts, reviewing academic admissions and progress. For more information visit [uoguelph.ca/graduatestudies](http://uoguelph.ca/graduatestudies)

### **UNIVERSITY OF GUELPH LIBRARY**

The Library supports students who want to enhance their skills and performance and to achieve their intellectual potential. The Learning Commons offers assistance in learning, writing, and research for all students, as well as English language support for students who have English as an additional language (EAL). EAL support includes one-on-one advising as well as many workshops related to fine-tuning your academic writing and presentations. For more information visit [lib.uoguelph.ca/get-assistance](http://lib.uoguelph.ca/get-assistance)

The Library also provides several workshops specially for graduate students, such as Pronunciation workshops, Graduate Writing Camp, Presentation Bootcamp, Brain Food series, Dissertation Boot Camp and more. To learn about the upcoming events visit [cal.lib.uoguelph.ca](http://cal.lib.uoguelph.ca)



---

**A great way to meet other people is by joining one of the many campus organizations.**

At the start of each semester, go to Club Days in the UC Courtyard to meet people involved in each club!

For a complete list of clubs and associations visit [uoguelph.ca/organizations](http://uoguelph.ca/organizations)

---

**GRADUATE STUDENT LEARNING INITIATIVE**

The Graduate Student Learning Initiative (GSLI) is a collaborative endeavor that brings together key campus services that support academic and professional skill development for graduate students as learners, instructors, researchers, and professionals. To learn more about the current offerings sign up for the GLSI newsletter or visit [gсли.uoguelph.ca](http://gсли.uoguelph.ca)


**Student Governments**

**CENTRAL STUDENT ASSOCIATION (CSA)**

The CSA is the undergraduate students' association and they advocate on behalf of their fellow students on collective issues as diverse as public transit, neighborhood relations, and accessible education. They also offer various programs such as administering student bus pass, operating Student Help and Advocacy Centre (SHAC), Guelph Student Food Bank, SafeWalk and many more. You can learn about their services at [csaonline.ca](http://csaonline.ca)

**GRADUATE STUDENTS' ASSOCIATION (GSA)**

The GSA represents the interests of graduate students to the wider campus, municipal, provincial, national, and global communities. Their initiatives work to improve the well-being of graduate students, and advocate for the quality and accessibility of graduate education at the university. They also provide services such as bus pass distribution, confidential peer support, child care and travel bursaries, The Fifth: GSA Rooftop Patio and Lounge (operating as the Grad Student Lounge), and more. Information is available at [uoguelph.ca/gsa](http://uoguelph.ca/gsa)



## Academics & Counselling

### Registration

Each semester, all students (undergraduate, graduate and exchange) **must confirm their intent to register by paying the registration deposit** even if you have selected your courses ahead of time. If you miss the deadline you may be required to pay late fees and/or be removed from your courses.

### WebAdvisor

Through a web-based program called WebAdvisor, Undergraduate and Graduate students have access to course registration. This is the fastest way to register for courses, seminars and labs. If you are in a Non-Degree Graduate Program, please consult the office of Graduate and Postdoctoral Studies for more information.

### Course Calendar

The academic calendar helps students follow their degree program. It includes registration dates, class start dates, add or drop dates, program policies, and more. It's good to look at this ahead of time to begin learning about your responsibilities as a university student.

Current undergraduate course calendar can be found here [uoguelph.ca/registrar/calendars/undergraduate/current](http://uoguelph.ca/registrar/calendars/undergraduate/current)

Current graduate course calendar can be found here [uoguelph.ca/registrar/calendars/graduate/current](http://uoguelph.ca/registrar/calendars/graduate/current)

### Choosing Courses

**For all international students, adding or dropping classes may affect your student status, ability to work, or finances so make sure to check with your program counsellor or program coordinator before adding/dropping courses on your own.**

“Adding” refers to the process of registering for your courses. You may only add courses during the designated period (normally the first week of each semester. Consult your academic calendar for these dates).

Undergraduate students who are unable to select courses before the deadline date have an opportunity to make their selection during the extended add period at the start of each semester but some courses may be full.

---

### Keep track of important dates.

They are outlined in the Undergraduate and Graduate Calendars [uoguelph.ca/registrar/calendars](http://uoguelph.ca/registrar/calendars)

---

### Access WebAdvisor [webadvisor.uoguelph.ca](http://webadvisor.uoguelph.ca)

---

**For graduate students,** detailed instructions on how to register and choose courses using WebAdvisor are provided on the following page. [uoguelph.ca/graduatestudies/current/registration](http://uoguelph.ca/graduatestudies/current/registration)

---

### Supported Learning Groups (SLGs)

Supported Learning Groups (SLGs) are peer-led academic support for undergraduate students, offered by the Learning Commons at the Library. For more information visit [lib.uoguelph.ca/get-assistance/studying/slgs](http://lib.uoguelph.ca/get-assistance/studying/slgs)

---

### Tutoring at Guelph is a database of paid student tutors.

For more information visit [uoguelph.ca/tutoring](http://uoguelph.ca/tutoring)

---

University of Guelph has joined other Canadian institutions to develop professional development resources for graduate students. These can be accessed for free at [mygradskills.ca](http://mygradskills.ca)

---

“Dropping” refers to the process of ending/cancelling your registration in a course. You may drop a course before the 40th class day of each semester (there are exceptions for two-semester and six-week long summer courses. Please refer to the calendar for details). This means, if you drop a course before this deadline, then the dropped course will not appear on your academic transcript.

If you are a graduate student, it is highly recommended that you consult with your program coordinator, supervisor, and/or grad secretary before you make any decisions to add or drop courses.

---

**Find out who your  
Program Counsellor  
is here**

[uoguelph.ca/uaic](http://uoguelph.ca/uaic)

---

**Office of Graduate and  
Postdoctoral Studies**

[uoguelph.ca/graduatestudies](http://uoguelph.ca/graduatestudies)

---

### **Undergraduate Program Counsellors**

Program counsellors have expertise in degree program requirements and regulations. They can assist undergraduate students with course selection, adding/dropping courses, balancing your course load, and more.

### **Graduate Program Coordinators and Graduate Program Assistants**

For international graduate students, it is a good idea to get in touch with your Graduate Program Coordinator and Graduate Program Assistant before you arrive. They will be able to provide specific information on program requirements for your academic discipline, offer course selection support, and assist with any other program-related inquiries.

You can also learn about the policies and procedures that apply to all graduate students before you arrive by looking through the resources on the Office of Graduate & Postdoctoral Studies website and reviewing the Graduate Academic Calendar (refer to page 11, above). You should also get familiar with resources available from your department. Most graduate departments provide a handbook directed at students in their graduate programs. This will give you information about timelines, what to expect during your academic program, organizations in your field, office space and research resources, and the important people you need to know to help you navigate within your department. The OGPS hosts a graduate student orientation session at the beginning of each semester, with a separate event for international students in early September. There are also orientations offered by your academic program that you can attend when you arrive to learn more and start meeting other graduate students. You should receive an invitation to these events from your Graduate Program Assistant, but do not hesitate to ask about these events to ensure you do not miss out.



“Dropping” refers to the process of ending/cancelling your registration in a course. You may drop a course before the 40th class day of each semester (there are exceptions for two-semester and six-week long summer courses. Please refer to the calendar for details). This means, if you drop a course before this deadline, then the dropped course will not appear on your academic transcript.

If you are a graduate student, it is highly recommended that you consult with your program coordinator, supervisor, and/or grad secretary before you make any decisions to add or drop courses.

---

**Find out who your  
Program Counsellor  
is here**

[uoguelph.ca/uaic](http://uoguelph.ca/uaic)

---

**Office of Graduate and  
Postdoctoral Studies**

[uoguelph.ca/graduatestudies](http://uoguelph.ca/graduatestudies)

---

### **Undergraduate Program Counsellors**

Program counsellors have expertise in degree program requirements and regulations. They can assist undergraduate students with course selection, adding/dropping courses, balancing your course load, and more.

### **Graduate Program Coordinators and Graduate Program Assistants**

For international graduate students, it is a good idea to get in touch with your Graduate Program Coordinator and Graduate Program Assistant before you arrive. They will be able to provide specific information on program requirements for your academic discipline, offer course selection support, and assist with any other program-related inquiries.

You can also learn about the policies and procedures that apply to all graduate students before you arrive by looking through the resources on the Office of Graduate & Postdoctoral Studies website and reviewing the Graduate Academic Calendar (refer to page 11, above). You should also get familiar with resources available from your department. Most graduate departments provide a handbook directed at students in their graduate programs. This will give you information about timelines, what to expect during your academic program, organizations in your field, office space and research resources, and the important people you need to know to help you navigate within your department. The OGPS hosts a graduate student orientation session at the beginning of each semester, with a separate event for international students in early September. There are also orientations offered by your academic program that you can attend when you arrive to learn more and start meeting other graduate students. You should receive an invitation to these events from your Graduate Program Assistant, but do not hesitate to ask about these events to ensure you do not miss out.








“Seeing snow for the first time in Guelph was wonderful. My friends and I had a snowball fight, built a snowman and went tobogganing. We made the most out of our Winter experience in Guelph.”

SANJANA ANAN, from Bangladesh  
*Bachelor of Science: Animal Biology*



**COMING  
TO CANADA**



## Get the Right Documentation for Studying in Canada

### Studying in Ontario

All full-degree international students will require a Study Permit to study in Canada. You must complete the course or program within the period authorized for your stay in Canada.

#### **APPLYING FOR A STUDY PERMIT (from country of residence)**

You should apply as soon as you receive your letter of acceptance. The time needed to process an application to study in Canada may vary at different visa offices and may take several weeks.

For a list of embassies visit [canada.ca/en/immigration-refugees-citizenship/corporate/contact-ircc/offices/international-visa-offices.html](https://canada.ca/en/immigration-refugees-citizenship/corporate/contact-ircc/offices/international-visa-offices.html). US students may apply for a study permit at the US/Canada point of entry.

#### **APPLYING FOR A STUDY PERMIT (within Canada)**

Only students who are already on a study permit can apply for another study permit or extend their permit inside of Canada. Details of application processes can be found on the Immigration, Refugees and Citizenship Canada website.

If you are **studying at a high school in Canada**, you should submit an application to remain in Canada as a student with your letter of acceptance from the designated learning institutions (DLI). A high school (secondary) study permit does not authorize study at the university (post-secondary) level.

### Temporary Resident Visa (TRV)

A study permit is not a Visa. Citizens of certain countries require a Temporary Resident Visa (TRV) to enter Canada. The visa is placed in your passport to show that you have met the requirements for admission to Canada as a temporary resident. If you have been issued a study permit and is from a visa-required country, you will need to apply for a new TRV when the current TRV expires for future re-entry to Canada.

You should inquire at the Visa Office in your home country to determine whether you need a TRV or check the Immigration, Refugees and Citizenship Canada website at [cic.gc.ca/english/visit/visas.asp](https://cic.gc.ca/english/visit/visas.asp). For students with families, you should ensure that your family members have the appropriate visas to enter and reside in Canada by inquiring at the Visa Office in your home country.

#### **ELECTRONIC TRAVEL AUTHORIZATION (ETA)**

Visa-exempt foreign nationals who fly to or transit through Canada are expected to have an Electronic Travel Authorization (eTA). Exceptions include U.S. citizens and travelers with a valid Canadian visa. For more information visit [canada.ca/en/immigration-refugees-citizenship/services/visit-canada/eta/apply.html](https://canada.ca/en/immigration-refugees-citizenship/services/visit-canada/eta/apply.html)

---

**Contact Immigration,  
Refugees and  
Citizenship Canada  
for information on  
applying for a study  
permit and visa.**

[canada.ca/en/services/  
immigration-citizenship.html](https://canada.ca/en/services/immigration-citizenship.html)

---

U of G's DLI Number  
O19305391192

---



 **GRYPH TIPS!**  
It is a good idea to write down the address of the place you are planning to arrive at (residence office or temporary accommodation) and keep it on you.

---

**Immigration procedures change regularly.**  
For the most up-to-date information, contact Immigration, Refugees and Citizenship Canada.  
**+1 888-242-2100**  
[canada.ca/en/services/immigration-citizenship.html](https://canada.ca/en/services/immigration-citizenship.html)

---

**Completing the Process at the Canadian Port of Entry**

It is important that you show the Immigration Officer the following documents:

- Passport
- Letter from the High Commission, Embassy or Consulate confirming approval or Study Permit or applicable visa document or letter from the institution where you will be attending your exchange program of study
- Original letter of Admission from the University of Guelph
- A list of any items that you may be sending separately

These documents and any cash or traveler’s cheques that you may have, should be kept in your carry-on luggage or on your person.

Some Port of Entry such as the Rainbow Bridge or Peace Bridge near Niagara/ Buffalo only process study permits on certain days of the week. If you plan to apply for your study permit at a Port of Entry, check the requirements and schedule for the POE you plan to use before you depart.

**Spouses and Children of International Students**

If you’re bringing family members to live with you in Canada while you study, make sure they have the correct immigration documentation they need.

Your spouse and children will apply for the Temporary Resident Visa to join you in Canada. Minor children who are accompanying you may study in Canada

without a study permit at the pre-school, primary and secondary levels. Your spouse may be eligible to apply for an open work permit (SOWP) and can be employed both on and off campus. Information about obtaining a work-permit for your spouse or partner can be found on the **Immigration, Refugees and Citizenship Canada** website.

## U.S. Visa

Citizens of most countries require a visa to enter the United States. If you intend to travel to the US, it is recommended that you apply for this visa in your home country/country of residence. If you want to apply from Canada, you must be enrolled in school for at least six months and prove that you will be returning to school after your visit.

## Booking a Flight

Both the Toronto (YYZ) and Hamilton (YHM) airports are approximately one hour away from Guelph but most flights land at Pearson International Airport in Toronto. If you plan to live off campus, we recommend arriving by mid-August, so that you have time to find housing and get settled before classes begin.

If you plan to live on campus, we recommend arriving on or by **Tuesday, August 28, 2018**, so that you can take advantage of the Airport pick-up service and attend the START International orientation.

If you are booking a flight to return home for vacation during winter school break, do not set the date until you know your final exam schedule.

## U of G Airport Shuttle

We offer a shuttle service to the main Guelph campus for students arriving at Toronto Pearson International Airport (YYZ) on **Tuesday, August 28, 2018** for a small fee. Registration will be available in May. New undergraduate, graduate, and exchange students and accompanying family members are welcome to register for the Airport Shuttle.

## Other Ways of Getting to U of G

If you will not be arriving on the day of the airport shuttle, **Red Car Airport Service** is the easiest way to get to Guelph from regional airports. Red Car will take you to your address in Guelph from Pearson International Airport in Toronto, Hamilton International Airport, or Buffalo International Airport. To make a reservation contact Red Car at [redcarservice.com](http://redcarservice.com)

---

## Traveling to Guelph on your own?


Refer to the Student Life website for all your options [studentlife.uoguelph.ca/international/new-students/public-transportation](http://studentlife.uoguelph.ca/international/new-students/public-transportation)

---




“The University does care about incoming students and their transition into university. It offers various resources guiding international students to adapt to the new environment. My favourite is the O-Week!”

SHUK MAN NG, from Curaçao  
*Bachelor of Arts: Economics*



**GETTING  
AROUND**



## Getting Around in Guelph

### Guelph Transit

The Guelph Transit buses operate throughout the week and weekends. The routes and times vary. To determine the best route and departure time, visit [guelph.ca/transit](http://guelph.ca/transit)

All undergraduate and graduate students pay a set fee for unlimited use of the Guelph Transit buses. The fee is paid with your tuition. Your student identification card is used as your bus pass — show the valid sticker on the front and you can ride anywhere in Guelph. Bus pass stickers for undergraduate students are distributed by the Central Student Association and for graduate students are distributed by the Graduate Student Association. Look out for bus sticker distribution times at the start of each semester.

### Taxis within Guelph

Taking a taxi is a very expensive form of traveling in the city, so you should avoid doing this unless absolutely necessary. The price of a taxi ride is determined by a meter and not by the driver. Therefore, the amount of money the driver asks for cannot be negotiated and is the price you must pay. The fare will be displayed on the electronic meter in the front beside the driver. You can ask for an estimate of the price when you first call the tax office for a ride.

---

### Transit Fees

Without a valid student bus pass (e.g. For families of international students), exact change is required. Tickets are also sold at the Information Desk on the first floor of the UC by the bus loop.


### Guelph Taxi Services

**Canadian Cab**  
88 MacDonnell  
519-824-3110

**Red Top Taxi**  
77 MacDonnell  
519-821-1700

---





## Driving in Canada

---

### Owning and maintaining a vehicle in Ontario is quite expensive.

There are also hazards of driving in the winter if you are not familiar with driving in such weather. Use the public transport unless you really have need of a vehicle.

---

### Visitors

A visitor must be at least 16 years old and have a valid driver's license from their own country to drive in Ontario. If you are here for more than three months, you need an International Driver's Permit from your own country or you may have to apply for an Ontario driver's license. This depends on your length of stay. You will also need automobile insurance coverage. If you plan to rent a car in Guelph, you must be over the age of 21 years old. For some rental companies, there is a surcharge for drivers aged 21 to 24 years old.

### New Residents

You can use your current valid license for up to 60 days after you move to Ontario. If you want to keep driving in Ontario, you must get an Ontario driver's license. You must use your Ontario license when you are issued one. New Ontario residents have 30 days before they have to register their vehicles and get Ontario license plates and vehicle permit. More information on how to get an Ontario license, licensing your car or driving rules in Ontario can be found on the Ministry of Transportation website at [ontario.ca/page/drive-ontario-visitors](http://ontario.ca/page/drive-ontario-visitors)

### Driving Schools

You may choose to attend driving schools to learn the skills and attitudes you need to have to be a safe and responsible driver. Choose your preferred driving school carefully and consider if the school is Ministry-approved, and if they are recommended by your peers.

Visit the Ministry of Transportation for the full list of **ministry-approved course providers in Ontario** at [mto.gov.on.ca/english/driver/driving-schools.shtml](http://mto.gov.on.ca/english/driver/driving-schools.shtml)









“Have the courage to ask questions, to embrace differences, and to be acceptance with new things in life! Most importantly, learn to take care of yourself mentally and physically while being away from your families and friends.”

XIAOTING (VIKI) MA, from China  
*Bachelor of Commerce: Accounting*



**LIFE**



## Your Family

---

### Family Housing offers programming for students and their families.

If you live in Family Housing, a newsletter will be delivered to your door several times a semester with announcements of upcoming events.

The Manager of Family Housing Rentals and Community Life can be contacted at:

[comlife@uoguelph.ca](mailto:comlife@uoguelph.ca)

---

While you are busy with your academic life, your spouse and family members may feel isolated and lonely. Family members of students are welcome to join OIA activities throughout the year. Activities in Family Housing and the City of Guelph are other great resources to help spouses and families build community during their time in Guelph.

### Registering Your Children in School

In Canada, children ages from 6 to 18 are required by law to attend school. There are two major school boards in Guelph, Upper Grand District School Board and Wellington Catholic District School Board. If you would like to enroll your child/children in school, please contact the school boards directly to get more information on the nearest schools and registration requirements.

If at least one of the parent has a valid study permit and is in Canada for a degree or certificate program, or has a work permit, then the child may qualify for international fee exemption. Please ask for more information when you speak with the school boards.

#### Upper Grand District School Board

Donna Frey  
[donna.frey@ugdsb.on.ca](mailto:donna.frey@ugdsb.on.ca)  
519-822-4420 x 748

#### Wellington Catholic District School Board

[generalinquiries@wellingtoncdsb.ca](mailto:generalinquiries@wellingtoncdsb.ca)  
519-821-4600

---

### Some international students and families may be eligible for Canada's Child Benefit,

a monthly payment made to eligible families to help them with the cost of raising children under the age of 18. If you are a Canadian citizen, a permanent resident, a protected person, or a temporary resident who has lived in Canada for the previous 18 months, you and your family may be eligible.

For more information visit [cra-arc.gc.ca/bnfts/ccb/menu-eng.html](http://cra-arc.gc.ca/bnfts/ccb/menu-eng.html)

---

### Child Care Services

In Canada, a responsible individual must supervise your children if you are not at home. Leaving a child alone, even for a few hours after school, could endanger the child and possibly result in legal charges against the parents.

Formal childcare must be licensed by the provincial government under the Child Care and Early Years Act. Some of these regulations include safety standards, and also a learning environment that promotes the child's physical and social development. Formal childcare operators can be run out of private homes as well as child care centres. Daycare costs vary in Canada and can range between \$30 and \$60 dollars per day depending on the age of the child and the type of care required. International students are not eligible for a subsidy.

Informal child care is not licensed by the provincial government and can include friends, relatives or neighbours as the caregiver. It is the parent's responsibility to ensure that the caregiver is suitable. If you are considering using a private individual for childcare, you are strongly encouraged to check references first.



Childcare service available on campus:

**The University of Guelph Child Care and Learning Centre**

125 Arboretum Road, Guelph, Ontario N1G 2W1

[cclc@uoguelph.ca](mailto:cclc@uoguelph.ca)

519-824-4120 x 52682

[uoguelph.ca/childcare](http://uoguelph.ca/childcare)

Childcare service close to campus:

**The Campus Child Care Co-Operative of Guelph**

2 South Ring Road West, Guelph, Ontario N1G 4Y2

[kathy@campuschildcare.org](mailto:kathy@campuschildcare.org)

519-822-1280

[campuschildcare.org](http://campuschildcare.org)



## Health Insurance

---

UHIP does not cover extended health costs, such as the cost of prescription drugs, dental, and vision care. Please see Student Health Plan (SPH) section for more information about your extended health plan.

---

### UHIP for Family Members

You must enroll your spouse and children (dependents) with UHIP within 30 days of their arrival in Canada. Contact the UHIP Administrator in Student Financial Services to enroll your dependents. [accquest@uoguelph.ca](mailto:accquest@uoguelph.ca)

---

As an international student at the University of Guelph, you have health insurance plans that cover different types of medical care. The most common ones are the University Health Insurance Plan, UHIP (basic health coverage) and Student Health Plan (extended health coverage).

### University Health Insurance Plan (UHIP)

For all international students except Norwegian students, UHIP is compulsory. **Please do not buy your own medical plan before reviewing your UHIP and Student Health Plan coverage.**

UHIP is a basic health coverage and covers your visits to the doctor, lab tests, hospital services, some surgeries, and is a replacement for the provincial healthcare plan. This is paid for in your student fees. For more detailed information, visit [uhip.ca](http://uhip.ca)

In early September, SunLife (the UHIP insurance company) will email your UHIP insurance card to your GryphMail email account. Once you receive the email, print your card and carry it with you. **You will not be able to use medical services, even emergency services, without your UHIP card.**



## Student Health and Dental Plans

In addition to UHIP, you have Student Health and Dental Plans, paid for in your student fees. The Student Health Plan covers some medical costs that are not covered by UHIP, such as prescription drugs, physiotherapy, and vision care. The Dental Plan provides some coverage for routine dental care such as examination, consultation and cleanings. For full details about which dental services are covered under the Student Dental Plan, visit the University of Guelph Student Health Plan page, [mystudentplan.ca/uofguelph/en/mybenefits](https://mystudentplan.ca/uofguelph/en/mybenefits)

The Student Health Plan is mandatory — it is not possible to apply for an exemption. The Dental Plan is optional. If you are already covered for dental services under a health insurance plan from your home country, you can apply to 'opt-out' of the University of Guelph dental plan. To be exempted, you will need to submit a detailed copy of your health insurance plan's benefits in either English or French to the Student Health Plan Office for consideration by the opt-out deadline. Please note that you must pay for the Dental Plan first as part of your total student fees, and you will be given a refund cheque later if you are exempted from the plan.

Undergraduate and graduate students should pick up their coverage card from the Students Benefits Plan Office in Level 1 of the University Centre or print it at [mystudentplan.ca](https://mystudentplan.ca). Visit the website for more information about your coverage.

*Please Note: If you arrive in May, your enrollment and coverage may vary.*  
[mystudentplan.ca/uofguelph/en/coverage-period](https://mystudentplan.ca/uofguelph/en/coverage-period)

## STUDENT HEALTH AND DENTAL PLANS FOR FAMILY MEMBERS

Students with families can add dependents to their Student Health and Dental plans for a fee. Contact the Student Benefits Plan Office in the University Centre for more information and enrollment deadlines.

---

### Learn more about your coverage

at the Students Benefits Office in Level 1 of the University Centre or visit [mystudentplan.ca/uofguelph/en/mybenefits-at-a-glance](https://mystudentplan.ca/uofguelph/en/mybenefits-at-a-glance)


---

### Before you leave home.

Ensure that you have researched any medications that you take regularly to find out what their equivalent or English name is in Canada.

Use the Prescription Search Tool on [mystudentplan.ca](https://mystudentplan.ca) to see if your medications are covered by your extended health plan.

---



## Health & Wellness

---

### Use the UHIP tool to find a doctor or clinic

Not all health care providers in Ontario accept UHIP. Use the online preferred health care provider tool to find a clinic or doctor that accepts UHIP to avoid out-of-pocket costs.

[sunlife.ca/studenthealth/uhip](http://sunlife.ca/studenthealth/uhip)

---

### Student Health Services Clinic

Student Health Services is located in the John T. Powell Building (beside the Athletic Centre) on campus. Students and their families can access family physicians, a psychiatrist, nurses, a dietician, and a health educator on staff. If you visit a physician during regular office hours Monday to Friday (by appointment or in the walk-in clinic) then the cost of the visit to your health plan (and potentially to you) is considerably less than seeking care in an afterhours walk-in clinic or in the emergency department of a hospital. Student Health Services bills UHIP directly for all services that are covered on the plan.

The Walk-In Clinic is available for acute infections or injuries, pregnancy tests, acute headaches, acute abdominal pain, asthma attacks, and any sudden onset of illness. However, you will require an appointment for physicals, counselling, birth control prescriptions, sexually transmitted infection screening, wart treatments, immunizations, allergy injections, and management of chronic conditions. If you attend an afterhours walk-in clinic, you may be billed directly and have to make a claim to UHIP.

Always get health and medical attention in a timely manner but give thought to where you obtain that care and use health care services as required by the nature of the problem. Emergencies should go to the Emergency department at the Hospital. For other health care issues use your family physician wherever possible.

### Walk-In Clinics in Guelph

Guelph has walk-in and “after-hours” medical clinics. The clinics are for people who have medical problems that may need immediate attention but that are not life-threatening. Walk-in clinics may not take UHIP, and you may need to pay between \$30 and \$50 for services. It is advisable to visit the clinic on campus if you can. You can also visit the on campus clinic for referrals to off-campus services.



## **Urgent Care**

If you or a family member has a serious accident or illness, this is an emergency and they must get to an emergency department as soon as possible.


### **MINOR EMERGENCY**

Go with the sick person to the nearest Hospital. Enter through the Emergency entrance and tell the person at the desk inside what the emergency is. In Guelph, this service is available at the Guelph General Hospital at 115 Delhi Street.

**You will need the sick person's health card and remember that your UHIP card does not cover all services received at the hospital and you may be billed.**

### **MAJOR EMERGENCY**

Dial 911 on your telephone and tell the operator that it is an emergency. They will ask you questions that you must answer and they will send emergency personnel to your location. There will be a charge for all ambulance services that you are required to pay.



## Housing

---

### Get a virtual tour of the residences.

[youtube.com/user/uofgstudenthousing/playlists](https://www.youtube.com/user/uofgstudenthousing/playlists) or [housing.uoguelph.ca/360](https://housing.uoguelph.ca/360)

---

Learn more about what is provided and not provided in residence, here

[housing.uoguelph.ca/services/what-provided](https://housing.uoguelph.ca/services/what-provided)

---

### Move-In Day

takes place on the Saturday before the Labour Day holiday. All new students will move in on the same day unless special arrangements have been made. You will receive information about your move-in day from Student Housing Services.

---

### International undergraduate

students may be approved to move in early for free if they register and attend all three days of START International orientation.

---

The **College Avenue Family** Housing community is located at 78 College Avenue West. It consists of 200 units: 68 two-bedroom townhouses, nine two-bedroom apartments, 119 one-bedroom apartments, four units available for students with physical disabilities.

---

Choosing where to live will be an important decision that can impact many aspects of your life while you're a student. Living in residence on campus is a great way to meet new people and create a community for yourself here on campus. You will be only minutes away from class and have access to many dining options on campus. Undergraduate and graduate students have different sets of requirements when it comes to living on campus in the residences. Students can also rent rooms, houses or apartments in shared or single units off-campus, in the City of Guelph.

### Undergraduate Student on Campus Residence

Student Housing Services is made up of various service areas to provide foundational support for students during the time on campus. Students will receive online application link and information along with their offer of admission from the university. To learn more about the application process, fees, room assignments, life in residence, and more, visit the Student Housing Services at [housing.uoguelph.ca](https://housing.uoguelph.ca)

### Living in Residence

The staff in residence includes both Residence Managers (RMs) and Residence Assistants (RAs). You will become most familiar with your RAs, who are responsible for helping residents establish and maintain community standards with social and educational programming and personal and academic support.

To learn more about residence and how to apply for residence visit [housing.uoguelph.ca/future-residents/how-apply](https://housing.uoguelph.ca/future-residents/how-apply)

Undergraduate students who are not attending START International and international graduate students can request to move in early. Permission will be granted on a case by case basis. If the request is approved, then students will be billed for every night from the night of their arrival until their assigned Move-In day. For more information email [resdesk@uoguelph.ca](mailto:resdesk@uoguelph.ca)

Bed linen is not automatically provided in residence. Contact residence desk staff to find out how you can obtain linen temporarily if you won't be able to purchase it the same day you arrive. There are many stores in Guelph where you can purchase personal supplies when you arrive, but if you will be arriving late at night it's good to plan ahead to ensure you have the basic supplies you'll need your first night.

### Graduate Student Residence

The University of Guelph reserves some three-person townhomes near campus for use by graduate students. In addition, the University operates five houses designated as Graduate Houses near campus. Each house accommodate four to six people and the majority are a short walk from campus. To view these houses and their availability, go to the Student Housing Services website at [housing.uoguelph.ca/our-communities/graduate-houses](https://housing.uoguelph.ca/our-communities/graduate-houses)



## Family Housing

Student Housing Services operates two communities for student families within walking distance of the main campus. Priority for housing is given to couples with or without children, and singles with children. If space allows, mature single students will be considered for accommodation. There are two sites available to choose from: College Avenue and Wellington Woods.

## Off Campus Housing

There are different kinds of off campus housing available, ranging from single room with cooking facilities to shared houses and apartments.

- Rooms in houses where the kitchen and bathrooms may be shared with other tenants: \$450 – \$550 per month
- One-bedroom apartments with private kitchen and bathroom (studio, basement and upper apartments): \$700 – \$970 per month
- Two-bedroom apartments: \$900 – \$1200 per month
- Three-bedroom apartments: \$1350 – \$1800 per month

If you have chosen to live off campus, it is suggested that you arrive at least two weeks before the beginning of classes, so that you would have enough time to search and secure a place to live before classes start.

Most off campus housing in Guelph is often rented on 8- or 12-month lease contracts that start either May 1st or September 1st. The lease is an agreement between the tenant and landlord outlining rights and responsibilities of each party for the term of the lease.

The Off-Campus Living (OCL) office provides information about your rights and obligations as a tenant. If you need help finding off campus housing, they may be able to assist you. However, it is your responsibility to find and secure a place to live. The OCL is open Monday to Friday from 8:30 am until 4:30 pm in the University Centre Level 1. To contact them call 519-824-4120 x 53357 or email [ocl@uoguelph.ca](mailto:ocl@uoguelph.ca)

You can view listings in Guelph at [Places4students.com](http://Places4students.com) and search Guelph. For more resources and questions concerning living off campus and landlord-tenant issues visit [studentlife.uoguelph.ca/information/rental-living](http://studentlife.uoguelph.ca/information/rental-living)

Check out the CSA Guide to Tenancy to learn more about your rights and responsibilities as a renter in Canada: [csaonline.ca/campaigns/tenancy](http://csaonline.ca/campaigns/tenancy)

---

## Wellington Woods

is located at 252 Stone Road West. Wellington Woods consists of 139 two-bedroom townhouses.

---

**thecannon.ca**  
**is a popular place**  
**for students to find off**  
**campus housing**  
**as well as textbooks.**

Use this checklist as a guide to help you find the most suitable accommodation.

[studentlife.uoguelph.ca/  
information/rental-living/  
rental-resources/  
checklist-viewing-rentals](http://studentlife.uoguelph.ca/information/rental-living/rental-resources/checklist-viewing-rentals)

---

Additionally, the Guelph Campus Co-op operates affordable lodging houses and apartment buildings below conventional market rates, with environmental initiatives such as solar heating. Visit their website at: [guelphcampus.coop/housing](http://guelphcampus.coop/housing)

---

## Off Campus Early Arrival


If you will not be living on campus during the school year you can arrange for temporary accommodation before finding a place for the year. Accommodation is available at Bed and Breakfasts (a less expensive option) and at hotels near the University.

---



“Getting involved in professional organizations on and off campus has widened my network with industry professionals, pushed myself out of my comfort zone, and built up my confidence. It also gave me the opportunity to build lasting friendship with the team.”

JINGYAO ZHAO, from China  
*Bachelor of Commerce:  
Hotel and Food Administration Co-op*



**MONEY  
& WORK**



## Arranging Phone & Internet Services

Owning a cell phone can be expensive in Canada and it is challenging to find a plan that costs less than \$25 per month. Cost will depend on the types of options that are included such as: messaging (most have unlimited in-Canada text), calling minutes (unlimited, or a certain number of minutes per month), voice mail, international texting, and internet data. You may be charged for making a call, getting a call and sending a text depending on the call type and where you send it to. When you are budgeting, remember to include tax into the price (an additional 13% of the listed cost in Ontario). Additional fees may be applicable, and you should speak and clarify the details with the sales person if you are not clear before signing a contract or making a purchase.

Cellphone companies offer many different packages and plans for students. Most companies offer a pay-as-you go service and a contract service. Some cellphone companies may not allow you to use an unlocked phone and you may have to buy a cellphone directly from the service provider. Some providers will give you a free phone with the contract, but be careful because most of these contracts are a minimum of two years. If you don't get a free phone with a contract, the cost of the phone is usually added for a higher monthly bill. If you do not want a cellphone contract, you can buy a cellphone upfront and use the pay-as-you-go or prepaid option. It's really a personal choice of the types of features you want, your budget, and how much you'll be using it when you make your decision.

The major mobile network operators available in Guelph include Rogers, Telus, Bell, Fido (Rogers' subsidiary), Koodo (Telus's subsidiary), Virgin Mobile (Bell's subsidiary), and Freedom Mobile (previously known as WIND Mobile). Most international students choose Fido, Virgin Mobile, Freedom Mobile or Koodo, and have plans that cost between \$31 and \$60 per month.

When you are researching phone plans, keep in mind that free Wi-Fi is available on campus and many public spaces like libraries, coffee shops, and stores. You may not need a plan with a lot of data if you are on campus the majority of the time. When choosing your phone plan consider 1 – data usage needs, 2 – phone coverage, and 3 – International calling rate (if calling home is your primary communication).

You can also choose a plan with decent price initially, and change the plan later when there is sale or promotion available. You may also download the app from the carrier to monitor your data usage. Ask about student promotions and sales when you are in the store.

### **GRYPH TIPS!**

Phone plans are usually cheaper if you bring your own phone. You also have the option to buy used, unlocked phones from Amazon or Kijiji.



---

### **If you're a student from the US,**

check out the available plans and whether it is more worth it to choose a plan from the US mobile operators.

---

Purchasing calling cards or phone cards will make phoning long distance much cheaper. You can purchase phone cards at any grocery store or corner store.

---

During the first day of START International, volunteers will be able to take you to the mall and assist with the setup of cell phone and bank account.

---




### **What do I need to sign up for cell phone service?**

This may vary between mobile operators, but most students need:

- Two pieces of ID (you can bring a government-issued photo ID like your passport, and your student ID card)
- Bank account information, and
- Proof of Canadian address

Be prepared to encounter some challenges in arranging mobile plans due to lack of credit history in Canada. Some mobile operators require a credit check assessment. If you are not able to enroll in a mobile plan right away, it is okay. Most places have Wi-Fi available and you can still stay connected.



## Finances

### Currency in Canada

The official currency in Canada is the Canadian dollar. There are different denominations from the coins (5, 10, 25 cents; \$1 and \$2) to the bills (\$5, \$10, \$20, \$50, \$100). US money is the only foreign currency that is accepted in some Canadian stores but this is not common and you will not receive the best exchange rate.

If you intend on traveling with Canadian dollars, you can change your money in your home country or at the airport. If you bring your foreign currency to Guelph, it is recommended that you change it at the Global Currency Services located at 1027 Gordon Street, Unit 8, 519-763-7330. Global Currency Services will change most currencies including coins, where some banks may not accept all currencies for exchange.

### Transferring Funds to Canada

It's a good idea to bring money for your first few days in Canada, before you set up a bank account. You are allowed to carry up to \$10,000, however as soon as you arrive, you should try to set up an account. See Banking in Canada section on page 23 for more information on how to open a bank account.

Money can be wired from your home to your Canadian bank account at any time. The time it takes for a transfer of funds can vary from a few days to weeks. You should plan accordingly for your finances — do not wait until you run out of money to have money wired to you.

Here is a selected list of banks close to the University. Many of these have other branches in Guelph. You can check their website to find one that is closest to you.

**Bank of Montreal**  
Stone Road Mall  
519-836-7400

**Scotiabank**  
Stone Road Mall  
519-823-2744

**RBC**  
987 Gordon Street  
519-821-5610

**TD**  
496 Edinburgh Road South  
519-821-2200

**CIBC\***  
374 Stone Road West  
519-824-6520

*\*This bank has an Automated Teller Machine (ATM) on campus.*

---

Coins have different names for each denomination. 5 cents is called a nickel. 10 cents is called a dime. 25 cents is called a quarter. A one dollar coin is called a loonie. A two dollar coin is called a twoonie.

---

**To send money to the University of Guelph by wire transfer,** the banking information is:

**The Canadian Imperial Bank of Commerce**  
St. George's Square  
Box 578  
Guelph, Ontario  
N1H 6K9  
519-766-6400

**Transit # 00052**  
**Account # 8774315**  
**Swift Code: "CIBCCATT"**  
**CIBC Institution Number: 010**

Ensure that the student name and ID number is included.

---

Visit Student Financial Services for details on your fees.  
[uoguelph.ca/registrar/studentfinance](http://uoguelph.ca/registrar/studentfinance)

## Estimated Costs in Canada

Here is a general guide of how much you can expect to spend during your first semester. The following estimate is based on the fall 2017 tuition fee amount.

Expenses Per Semester*	Estimated Minimum	Estimated Maximum
<b>Room and Board</b> <i>Minimum:</i> Shared accommodation off campus starting at \$550/month plus \$250/month in food <i>Maximum:</i> single accommodation at \$750/month plus \$500/month in food	\$3,200	\$5,000
<b>Textbooks and Supplies</b>	\$675	\$825
<b>Clothing</b>	\$300	\$600
<b>Transportation**</b>	\$200	\$500
<b>Lifestyle and Personal Costs</b> (entertainment, eye glasses, minor repairs, etc.)	\$350	\$400
<b>SUBTOTAL (cost of living)</b>	<b>\$4,725</b>	<b>\$7,32500</b>
<b>Tuition and Fees:</b> Undergraduate – 1 semester	\$11,500	\$14,500
<b>INTERNATIONAL UNDERGRADUATE STUDENT TOTAL</b>	<b>\$16,225</b>	<b>\$21,825</b>
<b>Tuition and Fees:</b> Graduate – 1 semester	\$7,500	\$9,000
<b>INTERNATIONAL GRADUATE STUDENT TOTAL</b>	<b>\$12,225</b>	<b>\$16,325</b>

\* Per semester estimation based on 2016 single, regular full time international undergraduate (non-professional) and graduate students. Fees listed are listed per semester. Most undergraduate students attend Guelph for 2 (Fall & Winter) semesters per year while most graduate students attend Guelph for 3 (Fall, Winter & Summer) semesters per year. Estimate includes compulsory fees such as University Health Insurance Plan but excludes meal plans, residence and parking.

\*\* All full time students get a bus pass for travel within Guelph. Fees for the bus pass are included in your tuition and incidental fees. This estimate is based on student's travelling by other means outside of the city.

\*\*\* For students bringing family members, the costs for room and board, clothing, transportation and personal costs must be adjusted accordingly.

These costs are estimates and should be used only as a guideline. The costs incurred by a student may vary depending on many factors including, but not limited to, your lifestyle, whether you are supporting family members, and the program to which you are admitted. All costs are estimated in Canadian dollars. To budget for future years, anticipate a cost increase of 10% each year.

## Banking in Canada

### SETTING UP A BANK ACCOUNT

You'll need to take the following documents with you in order to open a bank account:

1. Your passport or Birth Certificate
2. A second piece of identification
3. Some money to deposit
4. Guelph Student ID

The person at the bank will direct you in applying for an account. Please ask them questions if there are details that you do not understand. See page 33 for a list of Canadian banks.

## Additional Ways to Finance Your Study

Canada is an amazing place to live, but it can be expensive. It is important to review the anticipated costs of study at the University of Guelph including tuition, fees, food, living expenses, travel home during the breaks, and emergencies. As an international student you are not eligible for student loans from within Canada, so you will need a plan to cover expenses for the duration of your studies.

Most international students pay for school with some combination of personal savings, applying for a variety of small internal awards (scholarships and bursaries from the University of Guelph), external scholarships or sponsorships, and working part-time when eligible.

### ENTRANCE AWARDS

The university does not offer full scholarships for undergraduate international students, but there are select Entrance Awards available for students entering post-secondary studies for the first time and registering in the first semester of a degree program in the fall semester. These are usually one-time awards, and are not renewable.

For graduate students, financial support will vary according to your academic area and program. You will have received a funding package made up of various components:

- Graduate Teaching Assistants (GTA)
- Graduate Research Assistant (GRA)
- Graduate Service Assistant (GSA)
- Scholarship (external and/or internal)
- or you may be self funded.



---

### Be proactive by checking the University of Guelph scholarships.

[uoguelph.ca/registrar/studentfinance](http://uoguelph.ca/registrar/studentfinance)

---

### International Grad Students,

learn about graduate funding at U of G

[uoguelph.ca/graduatestudies/current/funding](http://uoguelph.ca/graduatestudies/current/funding)

---

### Native American or First Nations students

from the US, and possess a tribal identity or status card are eligible to pay domestic tuition rates. Please contact the Aboriginal Resource Centre (ARC) for further details at [arc@uoguelph.ca](mailto:arc@uoguelph.ca)

---

### IN-COURSE BURSARIES AND SCHOLARSHIPS


Bursaries are awards based on unmet financial need, and they usually require an application. International students are not eligible to apply for bursaries until they have been in Canada for one year. Most available bursaries at the university are designed to help with emergencies and sudden changes in circumstances, but they are not large enough to cover the cost of tuition.

Scholarships are generally merit based, and are awarded for achievements like competitive academic performance, leadership skills, volunteerism, or involvement on campus. For graduate students, the majority of scholarships available will be based on your academic area of study or research interests. Some scholarships at the University of Guelph require an application, but others do not need one. Most of our in-course scholarships are available to international students. Only the specific award descriptions that indicate citizenship in the eligibility would exclude International students from being considered for that award.

Student Financial Services has a search tool that provides a comprehensive list of all internal awards that are available university-wide or specific to a College. The search tool also has info about deadlines, supplementary material that may be required as part of the application package, and the location that the application should be submitted to.

- Undergraduate students are encouraged to use the “Undergraduate Award” search tool. Visit [uoguelph.ca/registrar/studentfinance/apps/awards](http://uoguelph.ca/registrar/studentfinance/apps/awards)
- Graduate students are encouraged to refer to Graduate and Post-Doctoral Studies for relevant internal and external awards. Visit [uoguelph.ca/graduatestudies/current/funding/scholarships](http://uoguelph.ca/graduatestudies/current/funding/scholarships)
- Office of Graduate Studies Forms [uoguelph.ca/graduatestudies/current/forms](http://uoguelph.ca/graduatestudies/current/forms)





## Working in Canada

### On Campus

Full time international students on a valid study permit may be able to work on campus throughout the year in various academic and administrative departments.

Work Study is an on-campus part-time job program to assist students who have financial need meet their educational costs by working part-time during the study year. International students are not eligible for work study when you first arrive, but you can apply after you have been in Canada for a year. In your first year, you may still be able to work in on campus in positions that are not part the work study program. Work study jobs are posted on the work study website, through Student Financial Services.

Visit Co-operative Education & Career Services at [recruitguelph.ca/cecs](http://recruitguelph.ca/cecs) for other on campus work job postings, career development assistance, interview strategies, and job search help.

### Off Campus

You must continue to meet the conditions of your study permit in order to remain eligible for off campus work. Please pay attention to the remarks or conditions stated on your study permit and adhere to them. For more specific information about working off campus visit the Immigration, Refugees and Citizenship Canada at [canada.ca/en/immigration-refugees-citizenship/services/study-canada/work/work-off-campus.html](http://canada.ca/en/immigration-refugees-citizenship/services/study-canada/work/work-off-campus.html)

### Social Insurance Number (SIN)

A SIN allows an employer to pay you while informing the Canadian Revenue Agency of the amount of money a person earns. You apply for a SIN in person at Service Canada. To get a SIN, you will need a valid study permit that includes statements such as, “may accept employment,” and your passport. For more information visit Service Canada at [servicecanada.gc.ca/eng/sin/employers/contract.shtml](http://servicecanada.gc.ca/eng/sin/employers/contract.shtml)

### Co-Op Work Permit

- International students who are in the co-op program need to have a co-op permit prior to being given access to the job search semester.
- Students will receive a verification letter to be included in their co-op work permit application.
- Study permits do not cover co-op work terms. Students must secure a co-op work permit. Co-op work permits cannot be used for off campus work that is not part of your co-op work term. For more information visit [canada.ca/en/immigration-refugees-citizenship/services/study-canada/work/intern.html](http://canada.ca/en/immigration-refugees-citizenship/services/study-canada/work/intern.html)

---


**The nearest Service  
Canada location from  
campus is**  
259 Woodlawn Road West  
Suite C, Guelph

---



“I was able to grow personally and professionally, at the University of Guelph, where faculty members conduct leading edge research and provide personalized teaching method to graduate students.”

RONI MITTAL, from India  
*MEng: Engineering Systems and Computing*



**YOUR NEW  
HOME**



## Daily Life

### Living in Canada

Canada is a multicultural society. Except for the Indigenous peoples of Canada, many Canadian citizens are new Canadians, or second, third and fourth generation Canadians from somewhere else in the world. As a country, we celebrate and embrace this diversity. International students should feel “at home” in Canada and in the City of Guelph.

### Weather

Canada is a country with four seasons, which requires you to wear appropriate clothing to feel comfortable all year round.

#### **FALL OR AUTUMN – SEPTEMBER 21 TO DECEMBER 20**

In Guelph, the average temperature ranges from –7 to +20 degrees Celsius. September is almost as warm as the summer, but October through to December can often require winter clothing. Buy high-quality winter coats with hoods, long pants, sweaters and waterproof boots or shoes for you and your family.

#### **WINTER – DECEMBER 21 TO MARCH 20**

The temperature range is –15 to +3 degrees Celsius. Snow falls and stays on the ground most of the time. January and February are the coldest months of the year. Sometimes it can be so cold outside that it is uncomfortable to go out with exposed skin. Get thermal underwear tops and bottoms and wool socks. Windproof hats, thick mittens, scarves and warm, waterproof boots are essential.

#### **SPRING – MARCH 21 TO JUNE 20**

The temperature ranges from +10 to +21 degrees Celsius and there is a lot of rain during this period. In March and April, you will need to wear sweaters and windproof and rainproof jackets and rainproof shoes. In May and June it gets warm enough to go outside without a coat.

#### **SUMMER – JUNE 21 TO SEPTEMBER 20**

The temperature range is +11 to +30 degrees Celsius. Summer is sometimes very hot and humid while at other times it is wet and windy. You should have shorts and t-shirts but also sweaters and long pants.

Local weather reports provide the temperature in degrees Celsius and information on the amount of rain, snow and sun that we will have. Another way to decide what to wear is to look outside and see what most people walking by are wearing.

However, it is always better to put on extra layers of clothing if you are not sure of how many you will need. Then you can take one or two layers off if you get too hot during the day. It is especially important that your children are warmly dressed for school as part of the day is spent outdoors.

---

### **Familiarize yourself with Canada’s history and culture.**

Canada’s Natural History Society  
[canadashistory.ca](http://canadashistory.ca)

The Canadian Encyclopedia  
[thecanadianencyclopedia.com](http://thecanadianencyclopedia.com)

---

### **To find out the weather for the day, visit**

Environment Canada  
[weather.gc.ca](http://weather.gc.ca)


Weather Network  
[weather.ca](http://weather.ca)

You can also download the Weather Network app on your phone and check regularly before leaving your home.


---

There is no dress code at the University of Guelph; students usually dress casually.

---



**CHECKLIST**



## Please Remember

### **Before You Arrive in Guelph**


#### **THINGS TO DO A FEW WEEKS BEFORE YOU LEAVE:**

- Ensure you have a valid passport issued by your government
- When you obtain your acceptance letter from Guelph, apply for your study permit and temporary resident visa as soon as possible
- Find a place to live (Residence/Temporary Accommodation)
- If you need to find off campus housing, visit the Off-Campus Living Housing Office website for accommodation listings and advice, [studentlife.uoguelph.ca/information/rental-living](http://studentlife.uoguelph.ca/information/rental-living)
- Purchase travel insurance for your flight to Canada
- Set up your [gryphLife.ca](http://gryphLife.ca) account and add International Student Connections as one of your organizations
- Register for START International orientation (Undergrad) [gryphlife.uoguelph.ca/submitter/form/start/11517](http://gryphlife.uoguelph.ca/submitter/form/start/11517)
- Book your flight
- If applicable, pack a transformer (electrical outlet adaptor) for appliances — you can also purchase this in Canada
- Pack warm clothes. If you do not have any yet, you can purchase when you get here
- Exchange currency — it's a good idea to have some Canadian money when you arrive here
- If applicable, research any medications that you take regularly to find out what their equivalent or English name is in Canada
- If you are a new student with a disability and require accommodation, make sure to register with Student Accessibility Services by mid-June. [wellness.uoguelph.ca/accessibility/audience/new-university-guelph](http://wellness.uoguelph.ca/accessibility/audience/new-university-guelph)



**Before You Leave Home for the Airport**  
**BE SURE TO DO/BRING THE FOLLOWING ITEMS WITH YOU:**

- Passport & If applicable, Temporary Resident Visa
- Birth certificate
- Letter from Canadian visa office confirming that you have been approved for a Study Permit
- Original letter of Admission from the University of Guelph
- Proof of financial support
- Information about your custodian (if you are under 18 years old)
- A list of any items that you are sending separately i.e. not declared on your date of arrival
- Travel insurance
- Money for the bus or shuttle from the airport to Guelph. You may use a credit card for Red Car Service
- Know the address of the place you are planning to arrive at (residence office or temporary accommodation)
- It's going to be a long trip. Pack snacks!



**DIRECTORY**

# Important Contact Information

The following is a list of some of the services both on and off campus, which may be of use to you in your first few weeks here. However, this is by no means an exhaustive list of services and resources available to you as a University of Guelph student. If there is a service you cannot locate on this list, we encourage you to use the directory on the University of Guelph homepage at [uoguelph.ca/directory](http://uoguelph.ca/directory)

## Student Life

**Chroma Project**  
chroma@uoguelph.ca  
x 58686

**Multi-Faith Resource Team**  
faith@uoguelph.ca  
x 58909

**Conversation Partners**  
convpart@uoguelph.ca

**Off-Campus Living**  
ocl@uoguelph.ca  
x 52214

**International Student Advisor**  
ysagnia@uoguelph.ca  
x 58686

**Student Transition Office**  
ontrack@uoguelph.ca  
x 52498

## Other Resources

**Co-Operative Education  
& Career Services (CECS)**  
recruit@uoguelph.ca  
x 52323

**Student Accessibility Services**  
accessibility@uoguelph.ca  
x 56208 / x 58502

**Counselling (personal)**  
counsell@uoguelph.ca  
x 53244

**Student Financial Services**  
accquest@uoguelph.ca  
x 58715

**Express Centre (meal cards)**  
express@hrs.uoguelph.ca  
x 52822

**Student Health Services**  
wellness.uoguelph.ca/sws  
x 52131

**Family Housing**  
housing.uoguelph.ca/fh  
x 58700

**Student Housing Services**  
housing@uoguelph.ca  
x 58701

**International Student  
Organization**  
iso@uoguelph.ca

**Undergraduate  
Program Services**  
ups@uoguelph.ca  
x 58731

**Office of Graduate and  
Postdoctoral Studies (OGPS)**  
gradonln@uoguelph.ca  
x 56737

**University Police**  
uoguelph.ca/police  
x 52245





UNIVERSITY  
of GUELPH

# STUDENT EXPERIENCE

---

EXPERIENTIAL LEARNING

## STUDENT EXPERIENCE

50 Stone Road  
University of Guelph  
Guelph, Ontario  
Canada N1G 2W1

T: 519-824-4120 x 53636  
F: 519-824-2705

[ويا@uoguelph.ca](mailto:ويا@uoguelph.ca)  
[studentlife.uoguelph.ca](http://studentlife.uoguelph.ca)